

IF14 SPECIALE SET-UP SHEET *IF14 SPECIALE*

EVENT	
TRACK	
NAME	DATE

QUAL. POSITION	FINAL POSITION
BEST LAP	LAP / TIME
TEMP. AIR	TEMP. TRACK

TRACK

TRACK SURFACE	<input type="checkbox"/> ASPHALT <input type="checkbox"/> CARPET
TRACK LAYOUT	<input type="checkbox"/> TECHNICAL <input type="checkbox"/> MIXED <input type="checkbox"/> FAST
TRACTION	<input type="checkbox"/> LOW <input type="checkbox"/> MEDIUM <input type="checkbox"/> HIGH

TRANSMISSION

FRONT		REAR
GEAR DIFF OIL	<input type="checkbox"/> SOLID AXLE	
PULLEY	<input type="checkbox"/> 38/20T <input type="checkbox"/> 40/22T <input type="checkbox"/> STD. <input type="checkbox"/> LOW FRICTION	
PINION	SPUR GEAR	FINAL DRIVE RATIO

SHOCKS

FRONT		REAR	
MEMBRANE	<input type="checkbox"/> HARD <input type="checkbox"/> SOFT <input type="checkbox"/> SOFT V2	<input type="checkbox"/> HARD <input type="checkbox"/> SOFT <input type="checkbox"/> SOFT V2	
SPRINGS			
OIL			
REBOUND (%)			
PISTONS	<input type="checkbox"/> 1.1mm <input type="checkbox"/> 1.2mm	<input type="checkbox"/> 1.1mm <input type="checkbox"/> 1.2mm	
LENGTH	mm	mm	
STABILIZER	mm	mm	

TIRES

FRONT		REAR	
TIRES			
ADDITIVE			
ADDITIVE TIMING			
TIRE WARMERS	Temp. Timing	Temp. Timing	

MOTOR & BATTERIES

MOTOR	TIMING
ESC	BATTERIES

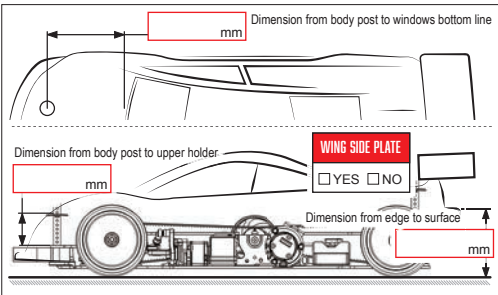
WEIGHT BALANCE

TOTAL WEIGHT	g	WEIGHT BALANCE	FRONT	%	REAR	%
--------------	---	----------------	-------	---	------	---

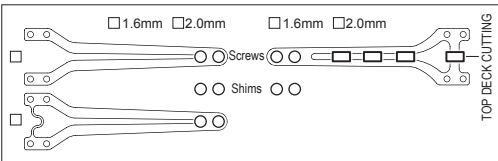
BODY

BODY	WING
------	------

BODY POSITION

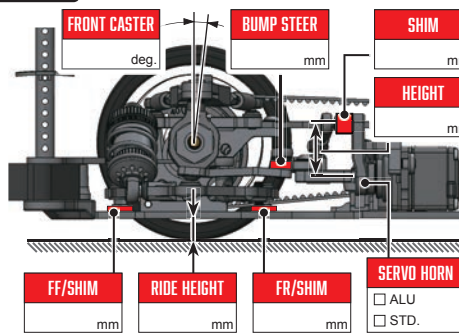


TOP DECK

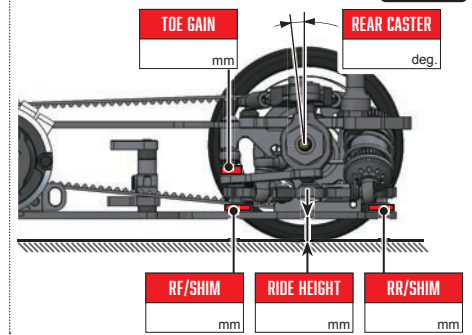


COMMENTS

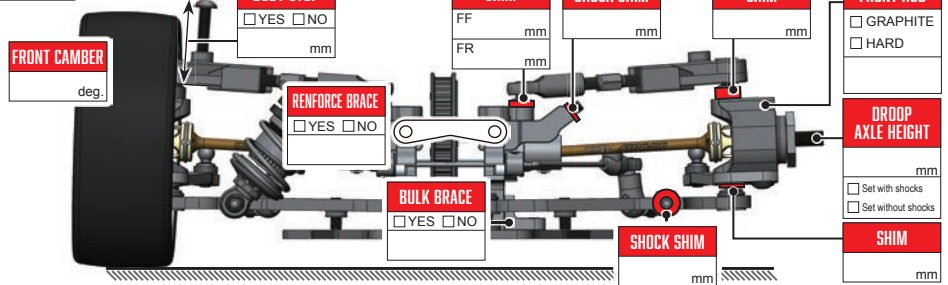
FRONT



REAR



FRONT



REAR

